

LUMATEK

PROFESSIONAL LIGHTING

2020 CATALOGUE

ENGLISH EDITION

Professional Grow Lighting solutions
for wholesale, indoor growing and
large horticultural projects



LED

With the advances in technology and fixture performance, high quality LED horticultural lighting is now a credible option offering significant return on investment to cultivators.

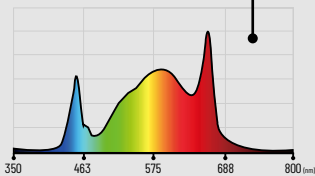
Lumatek full spectrum horticultural LED solutions balance light quality (spectra) with light quantity (intensity and duration) sufficient to provide single-source lighting for entire grow cycle from vegetative through flowering period.



ZEUS LED RANGE



SPECTRUM GRAPH



ZEUS 600W PRO

LUMLED002	PRODUCT CODE
2.7 umol/J	EFFICACY
1620 umol/s	PPF
200-240V, 50-60Hz	INPUT VOLTAGE
600W (2.72A)	POWER CONSUMPTION
1.5 x 1.5m	FOOTPRINT
IP65	WATERPROOF
60000hrs	LIFETIME
120°	LIGHT DISTRIBUTION
Osram & LUMLED Diodes	LIGHT SOURCE
Lumatek Digital Panel	EXTERNAL CONTROL
13.5Kg	WEIGHT
1091 x 1182.4 x 51.9mm	DIMENSIONS
Full Spectrum F	SPECTRUM
25%-50%-75% -100% with 0-10V Light Dimmer (incl.)	DIMMABLE

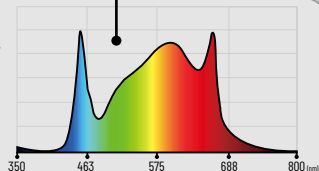
* Replaceable 100W magnet light bars
* Detachable driver for remote use

ZEUS 600W

LUMLED001	PRODUCT CODE
2.3 umol/J	EFFICACY
1380 umol/s	PPF
200-240V, 50-60Hz	INPUT VOLTAGE
600W (2.72A)	POWER CONSUMPTION
1.5 x 1.5m	FOOTPRINT
IP65	WATERPROOF
60000hrs	LIFETIME
120°	LIGHT DISTRIBUTION
Osram & Lumileds Philips Diodes	LIGHT SOURCE
Lumatek Digital Panel	EXTERNAL CONTROL
13.5Kg	WEIGHT
1091 x 1182.4 x 51.9mm	DIMENSIONS
Full Spectrum	SPECTRUM
25%-50%-75%-100% with 0-10V Light Dimmer (incl.)	DIMMABLE

* Replaceable 100W magnet light bars
* Detachable driver for remote use

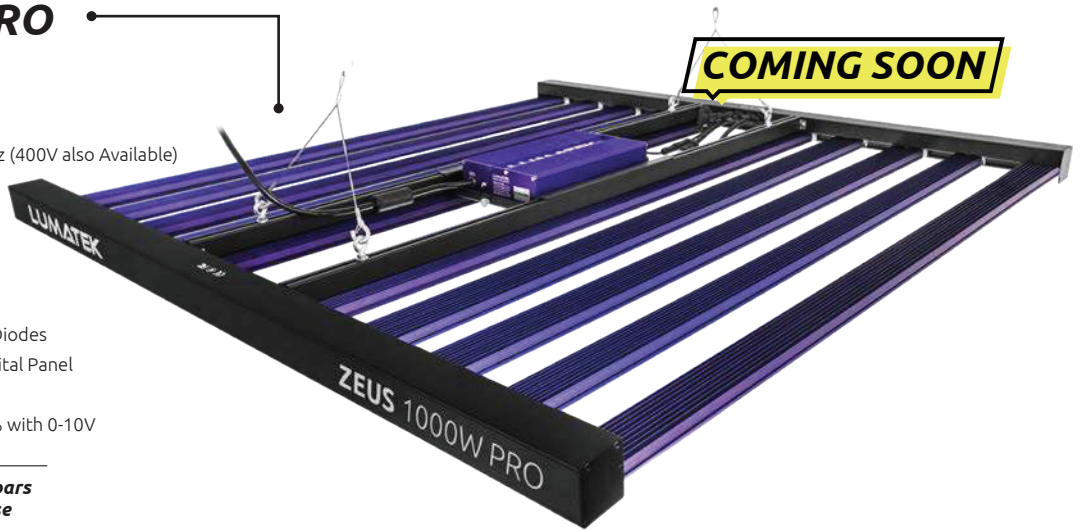
SPECTRUM GRAPH



ZEUS 1000W PRO

- PRODUCT CODE** LUMLED003
- EFFICACY** 2.7 umol/J
- PPF** 2700 umol/s
- INPUT VOLTAGE** 200-240V, 50-60Hz (400V also Available)
- POWER CONSUMPTION** 1000W
- FOOTPRINT** 1.6 x 1.6m
- WATERPROOF** IP65
- LIFETIME** 60000hrs
- LIGHT DISTRIBUTION** 120°
- LIGHT SOURCE** Osram & LUMLED Diodes
- EXTERNAL CONTROL** Lumatek Digital Panel
- SPECTRUM** Full Spectrum F
- DIMMABLE** 25% - 50% - 75% - 100% with 0-10V Light Dimmer (incl.)

COMING SOON



- * Replaceable 100W magnet light bars
- * Detachable driver for remote use

ZEUS 465W

- LUMLED007 **PRODUCT CODE**
- 200-240V, 50-60Hz **INPUT VOLTAGE**
- 465W **POWER CONSUMPTION**
- 1.2 x 1.2m **FOOTPRINT**
- IP65 **WATERPROOF**
- 60000hrs **LIFETIME**
- 120° **LIGHT DISTRIBUTION**
- Osram & LUMLED Diodes **LIGHT SOURCE**
- Lumatek Digital Panel **EXTERNAL CONTROL**
- 11Kg **WEIGHT**
- 998 x 900 x 51.9mm **DIMENSIONS**
- Full Spectrum **SPECTRUM**
- 25% - 50% - 75% - 100% with 0-10V Light Dimmer (incl.) **DIMMABLE**

- * Replaceable 93W magnet light bars
- * Detachable driver for remote use

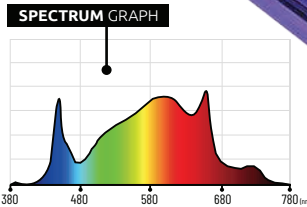
COMING SOON



ATTIS LED RANGE

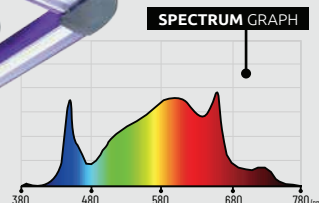
ATTIS 200W

- PRODUCT CODE** LUMLED200
- EFFICACY** 2.3 umol/J
- PPF** 460 umol/s
- INPUT VOLTAGE** 200-240V, 50-60Hz
- POWER CONSUMPTION** 200W
- FOOTPRINT** 0.8 x 0.8m
- LIFETIME** 60000hrs
- LIGHT DISTRIBUTION** 110°
- LIGHT SOURCE** LUMLED Diodes
- WEIGHT** 3.9Kg
- DIMENSIONS** 508 x 508 x 86mm
- SPECTRUM** Full Spectrum +
- DIMMABLE** 20% - 40% - 60% - 80% - 100%



ATTIS 300W

- LUMLED300 **PRODUCT CODE**
- 2.3 umol/J **EFFICACY**
- 690 umol/s **PPF**
- 200-240V, 50-60Hz **INPUT VOLTAGE**
- 300W **POWER CONSUMPTION**
- 1.0 x 1.0m **FOOTPRINT**
- 60000hrs **LIFETIME**
- 110° **LIGHT DISTRIBUTION**
- LUMLED Diodes **LIGHT SOURCE**
- 5.2Kg **WEIGHT**
- 558.2 x 558.2 x 86.8mm **DIMENSIONS**
- Full Spectrum + **SPECTRUM**
- 20% - 40% - 60% - 80% - 100% **DIMMABLE**



LED ACCESSORIES

Have maximum power over your Lumatek LED Range with the right accessories and add-on's.



LUMATEK CONTROL PANEL PLUS (HID + LED)



Dual signal digital lighting controller (HID + LED) that offers precise external control of your Lumatek lighting fixtures, drivers and ballasts.



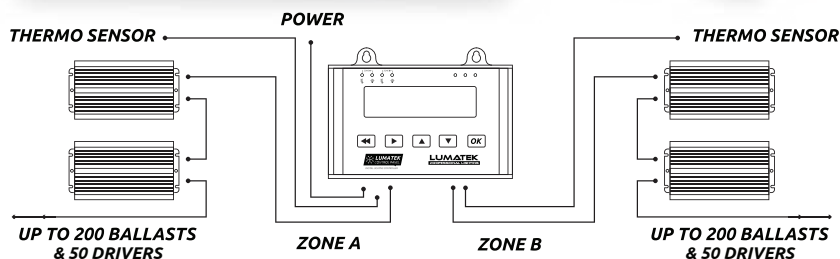
PRODUCT CODE LUMM002

FEATURES

- Digital timing, safety control and automation
- Temperature room maintenance
- Dimming (1% increments): 10%-115%
- Sunset/Sunrise (0-30 min)
- Up to 400 ballasts (HID)
- Up to 100 drivers (LED)
- Memory backup & more...

ITEMS INCLUDED

- 1 x Lumatek Control Panel Plus
- 1 x Power adaptor and cable
- 2 x 5m Temperature sensor cable
- 2 x 5m HID control link cable
- 2 x 5m LED control link cable



T-JUNCTION + 5m CONTROL LINK CABLE

PRODUCT CODE LUMM0003

Designed to link Lumatek Zeus LED fixtures together in series to be externally controlled with the Lumatek Control Panel Plus.



LED 5m EXTENSION CABLE

PRODUCT CODE LUMM0004

Designed to connect the driver and the LED fixture, in case the driver is used remote and away of the fixture.

FIXTURES (HID)

Available with and without lamps, these HID fixture's ballast can also be disconnected from the reflector and used remotely for more flexibility.



AURORA 315W

PRODUCT CODE LUMCK001

INPUT VOLTAGE 195-240V 50/60Hz

INPUT CURRENT 1.30 - 1.50A

DIMMING 50% - 60% - 70% - 80% - 90% - 100%

FOOTPRINT 1.0x1.0m

DIMENSIONS 241x120x496mm

- Fixture to be ordered with or without lamp (3100K or 4200K)
- Replacement reflector available
- Accessories also available (Hangers, Control Link Cable, etc)
- Controllable with Lumatek Digital Panel

UTOPIA RANGE (HPS+CMH)

Lumatek continues to innovate by introducing the next generation of digital ballast technology for the horticultural lighting sector, featured in the new Lumatek Utopia series for firing CMH and HPS grow lamps.

UTOPIA 1000W DE CMH/HPS

PRODUCT CODE LUMFK012

INPUT VOLTAGE 220-240V 50/60Hz

INPUT CURRENT 4.7 - 5.1A

DIMMING 600W - 750W - 1000W - SL (115%)

EFFICACY 96%

DIMENSIONS 235 x 115 x 668mm

LAMP 1000W DE CMH, 1000W DE HPS 400V,
750W DE HPS 400V & 600W DE HPS 400V

- Runs 1000W DE CMH and 1000W DE 400V HPS Lamps
- Do NOT DIM when using CMH
- Lamps to be ordered separately
- Replacement reflector available
- Controllable with Lumatek Digital Panel



COMING SOON



UTOPIA 630/600W DE CMH/HPS

PRODUCT CODE LUMFK011

INPUT VOLTAGE 220-240V 50/60Hz

INPUT CURRENT 2.7 - 3.0A

DIMMING 500W - 600W - 630W - 660W - SL (115%)

EFFICACY 96%

DIMENSIONS 235 x 115 x 668mm

LAMP 630W DE CMH & 600W DE 400V & 240V HPS

- Runs 630W DE CMH and 600W DE 400V & 240V HPS Lamps
- Do NOT DIM when using CMH
- Lamps to be ordered separately
- Replacement reflector available
- Controllable with Lumatek Digital Panel

BALLASTS

LUMATEK has been a world leading manufacturer of Electronic Ballasts since 2004

The Lumatek digital ballasts provide a stable precise voltage to the lamp creating a higher PAR/PPF output and yet is far more energy efficient than most other ballasts on the market.

Featuring intelligent start up and soft-dimming facility our ballasts run extremely efficiently generating much less heat than other conventional ballasts and run silently. It also features full circuit protection including open/short circuit, over temperature, over/low voltage, end of lamp life/rectification, EMI/EMC suppression and CE certification.



CONTROLLABLE RANGE



The Control capability allows you to smartly monitor your room temperatures, light timing, automation, safety control, sunset/sunrise and dimming. By simply connecting the Lumatek Digital Panel (sold separately) into the TRS "Link" port on your controllable ballast.

UTOPIA BALLASTS (CMH + HPS)

Lumatek continue to innovate by introducing the next generation of 2 in 1 digital ballast technology for the horticultural lighting sector, featured in the new Lumatek Utopia series for firing CMH and HPS grow lamps.



COMING SOON

UTOPIA 630/600W DE CMH/HPS

PRODUCT CODE	LUMBC007
INPUT VOLTAGE	220-240V 50/60Hz
INPUT CURRENT	2.7 - 3.0A
DIMMING	500W-600W-630W-660W SL (115%)
LAMP	630W DE CMH & 600W DE & SE 400V & 240V HPS
EFFICIENCY	96%

UTOPIA 1000W DE CMH/HPS

LUMBC008	PRODUCT CODE
220-240V 50/60Hz	INPUT VOLTAGE
4.7 - 5.1A	INPUT CURRENT
600W-750W-1000W SL (115%)	DIMMING
1000W DE CMH, 1000W DE HPS 400V, 750W DE HPS 400V & 600W DE HPS 400V	LAMP
96%	EFFICIENCY

COMING SOON



CMH BALLASTS

Lumatek Ceramic Metal Halide (CMH) technology have a notorious and wide light spectrum, being more similar to the sun itself than any other form of HID lamp.

Full-Spectrum • Higher Quality Flower • Less Power Consumed • Less Heat • Very high efficiency in PAR/Watt



315W CMH + E40 ADAPTOR

PRODUCT CODE	LUMBC001
INPUT VOLTAGE	195-240V 50/60Hz
INPUT CURRENT	1.30 - 1.50A
DIMMING	50%-60%-70%-80%-90%-100%
LAMP	315W CMH
EFFICIENCY	92%

630W CMH

LUMBC004	PRODUCT CODE
195-240V 50/60Hz	INPUT VOLTAGE
2.60 - 2.90A	INPUT CURRENT
80%-90%-100%	DIMMING
630W CMH DE	LAMP
96%	EFFICIENCY



240V BALLASTS

Intelligent digital ballasts to power, control and boost 240V HPS & MH grow lamps



600W 240V

PRODUCT CODE	LUMBC002
INPUT VOLTAGE	195-240V 50/60Hz
INPUT CURRENT	2.8 - 3.0A
DIMMING	250W - 400W - 600W - 660W SL
LAMP	250W, 400W, 600W MH/HPS
EFFICIENCY	95%

1000W 240V

LUMBC005	PRODUCT CODE
195-240V 50/60Hz	INPUT VOLTAGE
4.7 - 5.1A	INPUT CURRENT
600W - 750W - 1000W - 1000W SL	DIMMING
600W, 750W, 1000W, 1000W MH/HPS	LAMP
95%	EFFICIENCY



400V BALLASTS

Offer 10% - 15% more PAR light than standard 240V ballasts

ULTIMATE PRO 600W 400V

Automatically detects and powers 240V
and 400V MH/HPS grow lamps

LUMBC003	PRODUCT CODE
240V 50/60Hz	INPUT VOLTAGE
2.5 - 3.0A	INPUT CURRENT
400W - 400W SL - 600W - 600W SL	DIMMING
400W, 600W MH/HPS 240V & 400V	LAMP
95%	EFFICIENCY



PRO 1000W 400V

Connects to 240V supply & drives 600W,
750W & 1000W 400V grow lamps

LUMBC006	PRODUCT CODE
240V 50/60Hz	INPUT VOLTAGE
4.8 - 5.3A	INPUT CURRENT
600W - 750W - 1000W - 1000W SL	DIMMING
600W, 750W, 1000W, 1000W 400V	LAMP
96%	EFFICIENCY

DIMMABLE RANGE

Our standard dimmable range of digital ballasts is also available without the Control capability.



CMH BALLASTS

315W CMH + E40 ADAPTOR

LUMB2001	PRODUCT CODE
195-240V 50/60Hz	INPUT VOLTAGE
1.30 - 1.50A	INPUT CURRENT
50%-60%-70%-80%-90%-100%	DIMMING
315W CMH	LAMP
92%	EFFICIENCY





630W CMH

PRODUCT CODE	LUMB2002
INPUT VOLTAGE	195-240V 50/60Hz
INPUT CURRENT	2.60 - 2.90A
DIMMING	80%-90%-100%
LAMP	630W CMH DE
EFFICIENCY	96%

240V BALLASTS

Intelligent digital ballasts to power, control and boost 240V HPS & MH grow lamps

250W 240V

LUMB0001	PRODUCT CODE
215-240V 50/60Hz	INPUT VOLTAGE
1.10 - 1.30A	INPUT CURRENT
150W - 175W - 250W - 250W SL	DIMMING
150W, 250W MH/HPS	LAMP
94%	EFFICIENCY



400W 240V

PRODUCT CODE	LUMB0002
INPUT VOLTAGE	215-240V 50/60Hz
INPUT CURRENT	1.80 - 2.10A
DIMMING	250W - 250W SL - 400W - 400W SL
LAMP	250W, 400W MH/HPS
EFFICIENCY	94%

600W 240V

LUMB0003	PRODUCT CODE
195-240V 50/60Hz	INPUT VOLTAGE
2.5 - 3.0A	INPUT CURRENT
250W - 400W - 600W - 660W SL	DIMMING
250W, 400W, 600W MH/HPS	LAMP
95%	EFFICIENCY



600W TWIN 240V

LUMB004	PRODUCT CODE
195-240V 50/60Hz	INPUT VOLTAGE
2.8 - 3.0A(x2)	INPUT CURRENT
250W - 400W - 600W - 660W SL	DIMMING
250W, 400W, 600W MH/HPS	LAMP
95%	EFFICIENCY



1000W 240V

LUMB006	PRODUCT CODE
205V - 230V 50/60Hz	INPUT VOLTAGE
4.9 - 5.3A	INPUT CURRENT
600W - 750W - 100W - 1000W SL	DIMMING
400W, 600W MH/HPS 240V & 400V	LAMP
95%	EFFICIENCY



400V BALLASTS

ULTIMATE 600W 400V

LUMB1001	PRODUCT CODE
215-240V 50/60Hz	INPUT VOLTAGE
2.8 - 3.0A	INPUT CURRENT
400W - 400W SL - 600W - 600W SL	DIMMING
400W, 600W MH/HPS 240V & 400V	LAMP
95%	EFFICIENCY



PRO 1000W 400V

LUMB1002	PRODUCT CODE
215V - 240V 50/60Hz	INPUT VOLTAGE
4.4 - 4.8A	INPUT CURRENT
600W - 750W - 1000W - 1000W SL	DIMMING
600W, 750W, 1000W 400V	LAMP
96%	EFFICIENCY




LAMPS

The Lumatek range of horticultural HID grow lamps are tuned to the ultra-high operating frequency of Lumatek e-ballasts.

The lamp's components have been reinforced making them much more robust and therefore a long life grow-lighting solution delivering a high level of Photosynthetic Active Radiation (PAR/PPF) to promote healthy plant growth and high crop yield.

These lamps are produced using high-grade ceramic arc tube technology and specific horticultural gas blends that create optimal spectral output for plant growth.



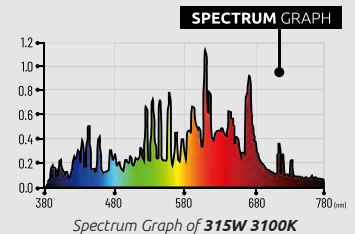
CMH LAMPS

Ceramic Metal Halide Generation 3 grow lamps, available in Daylight (4200K) or Agro (3100K) Spectrum.

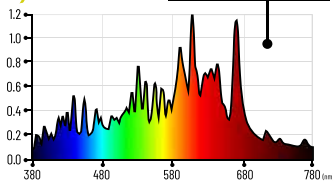


315W 3100/4200k

PRODUCT CODE	LUML0300/LUML0301
POWER VOLTAGE	240V 50Hz
LUMINOUS FLUX	37000/38000lm
RATED LIFE	14000hrs
CTT	3100/4200k
PAR	650/615umol/s
CRI	>94%
BASE	PGZX18



SPECTRUM GRAPH



Spectrum Graph of 630W 3100K

630W 3100/4200k

PRODUCT CODE	LUML0302/LUML0303
POWER VOLTAGE	240V 50Hz
LUMINOUS FLUX	70000/72000lm
RATED LIFE	12000hrs
CTT	3100/4200k
PAR	1250/1200umol/s
CRI	>94%
BASE	DE



COMING SOON



600W CMH SE

PRODUCT CODE	LUML0306
POWER VOLTAGE	195V 50Hz
LUMINOUS FLUX	64000lm
RATED LIFE	12000hrs
CTT	3100K (Agro)
PAR	1150umol/s
CRI	>94%
BASE	E40

*Works with standard HPS Ballast

1000W CMH DE 3100/4200k

PRODUCT CODE	LUML0304/LUML0305
POWER VOLTAGE	230V 50Hz
LUMINOUS FLUX	100000/110000lm
RATED LIFE	12000hrs
CTT	3100(Agro) /4200k(Daylight)
PAR	2100/1900umol/s
CRI	>94%
BASE	DE

COMING SOON



HPS 240V LAMPS

High Pressure Sodium E40-base High-PAR grow lamps.

250W HPS

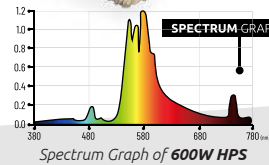
PRODUCT CODE	LUML0001
POWER VOLTAGE	230V 50Hz
LUMINOUS FLUX	32000lm
RATED LIFE	24000hrs
CTT	2050k
PAR	400micromol/sec
CRI	20
BASE	E40

400W HPS

PRODUCT CODE	LUML0002
POWER VOLTAGE	230V 50Hz
LUMINOUS FLUX	55000lm
RATED LIFE	24000hrs
CTT	2100k
PAR	700micromol/sec
CRI	20
BASE	E40

1000W HPS

PRODUCT CODE	LUML0004
POWER VOLTAGE	230V 50Hz
LUMINOUS FLUX	130000lm
RATED LIFE	24000hrs
CTT	2000k
PAR	1850micromol/sec
CRI	20
BASE	E40



600W HPS

PRODUCT CODE	LUML0003
POWER VOLTAGE	230V 50Hz
LUMINOUS FLUX	90000lm
RATED LIFE	24000hrs
CTT	2100k
PAR	1000micromol/sec
CRI	20
BASE	E40

HPS 400V LAMPS

Offer 10% - 15% more PAR light than standard 240V grow lamps.

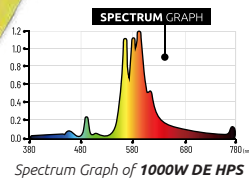
600W HPS

PRODUCT CODE	LUML0100
POWER VOLTAGE	240V 50Hz
LUMINOUS FLUX	90000lm
RATED LIFE	24000hrs
CTT	2000k
PAR	1100micromol/sec
CRI	20
BASE	E40

600W HPS DE

PRODUCT CODE	LUML0102
POWER VOLTAGE	190V 50Hz
LUMINOUS FLUX	90000lm
RATED LIFE	24000hrs
CTT	2100k
PAR	1200micromol/sec
CRI	30
BASE	DE

COMING SOON



1000W HPS DE

PRODUCT CODE	LUML0101
POWER VOLTAGE	240V 50Hz
LUMINOUS FLUX	146000lm
RATED LIFE	24000hrs
CTT	2000k
PAR	2100micromol/sec
CRI	20
BASE	DE

MH 240V LAMPS

Metal Halide E-40 base grow lamps for vegetative cycle.

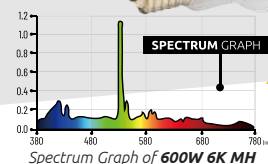


250W MH

PRODUCT CODE	LUML0200
POWER VOLTAGE	240V 50Hz
LUMINOUS FLUX	21000lm
RATED LIFE	10000hrs
CTT	4200k
PAR	323micromol/sec
CRI	65
BASE	E40

400W MH 4K/6K

PRODUCT CODE	LUML0201/0202
POWER VOLTAGE	240V 50Hz
LUMINOUS FLUX	40000/35000lm
RATED LIFE	10000hrs
CTT	4200/6000k
PAR	518/500micromol/sec
CRI	65/70
BASE	E40



600W MH 4K/6K

PRODUCT CODE	LUML0203/0204
POWER VOLTAGE	240V 50Hz
LUMINOUS FLUX	50000/58000lm
RATED LIFE	10000hrs
CTT	4200/6000k
PAR	729/750micromol/sec
CRI	65/70
BASE	E40

1000W MH

PRODUCT CODE	LUML0205
POWER VOLTAGE	240V 50Hz
LUMINOUS FLUX	92000lm
RATED LIFE	10000hrs
CTT	6000k
PAR	1430micromol/sec
CRI	65
BASE	E40

REFLECTORS

Lumatek produce premium HID growlight reflectors for professional and entry level grow rooms using innovative vented closed end, parabolic, open end and air cooled designs.


Lumatek professional level reflectors are manufactured using high quality materials; PVD glass and titanium dioxide coated, fine Hammer profile aluminium and MIRO® All Lumatek Reflectors are made from the purest aluminium 99.99% and super reflective oxide layer system.



DOUBLE ENDED REFLECTORS

TEKKEN PRO DE REFLECTORS

In Miro or Hammertone Aluminium version. High performance "plug & play" double ended reflector with innovative SPPDS-A lamp sockets designed for use with Double Ended lamps rated up to 1000W. For grow room or grow tent use.



TEKKEN PRO DE MIRO

PRODUCT CODE	LUMR0008
MATERIAL	MIRO®ALUMINIUM
REFLECTIVITY	95%
FOOTPRINT	1.5x1.5m
DIMENSIONS	615x615x220mm
LAMPHOLDER	DE

TEKKEN PRO DE HAMMERTONE

PRODUCT CODE	LUMR0007
MATERIAL	HAMMERTONE ALUMINIUM
REFLECTIVITY	92%
FOOTPRINT	1.5x1.5m
DIMENSIONS	615x615x220mm
LAMPHOLDER	DE

PRECISION DE REFLECTOR

Very high performance "plug & play" reflector with innovative K12x30s lamp sockets rated up to 1000W. Designed for use in grow room or grow tent as a all-in-one or with the ballast remote.

PRECISION DE

LUMR0019	PRODUCT CODE
97%	REFLECTIVITY
1.5x1.5m	FOOTPRINT
650x650x200mm	DIMENSIONS
DE	LAMPHOLDER
VPD GLASS COATED FINE HAMMER ALUMINIUM	MATERIAL



SINGLE ENDED E40 REFLECTORS



TEKKEN PRO SE MIRO REFLECTOR

Lumatek is bringing the remarkable Tekken reflector specifically designed for E40 Single Ended lamps, rated up to 1000W, in MIRO@ALUMINIUM, ideal for grow room and grow tent use.



COMING SOON

TEKKEN PRO SE MIRO

PRODUCT CODE	LUMR0021
MATERIAL	MIRO@ALUMINIUM
REFLECTIVITY	95%
FOOTPRINT	1.2x1.2m , 1.5x1.5m
LAMPHOLDER	E40

TURRICAN PARABOLIC REFLECTORS


Miro or White version 100cm. Produces a wide even spread of light for multiple plants in a wide area. Variable vent system. Rated up to 1000W.

TURRICAN MIRO

PRODUCT CODE	LUMR0018
MATERIAL	MIRO@ALUMINIUM
REFLECTIVITY	95%
FOOTPRINT	1.5mx1.5m
DIMENSIONS	104x104x40cm
LAMPHOLDER	E40

TURRICAN WHITE

PRODUCT CODE	LUMR0017
MATERIAL	WHITE POWDER COATED ALUMINIUM
REFLECTIVITY	86%
FOOTPRINT	1.5mx1.5m
DIMENSIONS	104x104x40cm
LAMPHOLDER	E40



SHINOBI PARABOLIC REFLECTORS


Miro or White version 80cm. Produces a narrow band of more concentrated light for single large plants in a smaller area. Variable vent system. Up to 1000W rating.

SHINOBI WHITE

PRODUCT CODE	LUMR0007
MATERIAL	WHITE POWDER COATED ALUMINIUM
REFLECTIVITY	86%
FOOTPRINT	1.5mx1.5m
DIMENSIONS	84x84x39cm
LAMPHOLDER	E40

SHINOBI ULTRA 95

PRODUCT CODE	LUMR0013
MATERIAL	MIRO@ALUMINIUM
REFLECTIVITY	95%
FOOTPRINT	1.5mx1.5m
DIMENSIONS	84x84x39cm
LAMPHOLDER	E40



COMMODORE AIRCOOLED REFLECTOR

For better management of temperature in grow area and position closer to plant canopy for more light. Up to 1000W rating.




COMMODORE AIRCOOLED

PRODUCT CODE	LUMR0001
MATERIAL	HAMMERTONE ALUMINIUM
REFLECTIVITY	92%
FOOTPRINT	1.2x1.2
DIMENSIONS	330x620x210mm
LAMPHOLDER	E40

FIXTURES REPLACEMENT REFLECTORS

Change your light spread or simply replace your used reflector with one of the following 95% reflective options. Our bracket is designed to be able to change your reflector quickly.




REPLACEMENT FOCAL DE REFLECTOR

- PRODUCT CODE LUMR0022
- Ideal for high ceilings
 - Concentrated light spread
 - Increased light penetration
 - 95% Reflective Hammertone
 - Suitable for Utopia 630W/600W & Utopia 1000W Fixtures


REPLACEMENT WIDE DE REFLECTOR

- LUMR0023 PRODUCT CODE
- Ideal for low ceilings
 - Wide light spread
 - Hangs closer to canopy
 - 95% Reflective Hammertone
 - Suitable for Utopia 630W/600W & Utopia 1000W Fixtures



AURORA 315W REPLACEMENT FOCAL SE REFLECTOR

- PRODUCT CODE LUMR0020
- 95% Reflective Hammertone



FULL-KITS & COMBO-KITS

Lumatek digital grow lighting solutions are available as individual components or as Combo-Kits including ballast and lamp or Full-Kits with reflector.



FULL - KITS



TEKKEN PRO 630W FULL-KIT

- 630W CMH Dimmable & Controllable Ballast
- 630W CMH DE 3100K Lamp
- Tekken Pro DE Reflector (Miro or Hammertone Options)

PRODUCT CODE	LUMCK005(Miro) • LUMCK006(Hammertone)
INPUT VOLTAGE	195-240V 50/60Hz
INPUT CURRENT	2.60 - 2.90A
DIMMING	80% - 90% - 100%
FOOTPRINT	1.5x1.5m
DIMENSIONS	241x120x496mm



* Option with Utopia 1000W, Utopia 630W/600W, 600W 400V or 1000W 400V Ballast/Lamp also available

COMING SOON



TEKKEN PRO SE 600W 400V

- Ultimate 600W 400V Dimmable & Controllable Ballast
- 600W 400V HPS SE Lamp
- Tekken Pro Single Ended Reflector

PRODUCT CODE	LUMCK013
INPUT VOLTAGE	215-240V 50/60Hz
INPUT CURRENT	2.5 - 3.0A
DIMMING	400W-400W SL-600W-600W SL
FOOTPRINT	1.2x1.2m

PRECISION 1000W DE (ALL-IN-ONE)

- 1000W Pro 400V Controllable Ballast
- 1000W 400V DE HPS Lamp
- 750W/600W 400V DE HPS Lamp
- Precision DE Reflector (Option to be used Remote)
- 1 Pair of Rope Ratchet Hangers

PRODUCT CODE	LUMCK012
INPUT VOLTAGE	215-240V 50/60Hz
INPUT CURRENT	4.8 - 5.3A
DIMMING	600W - 750W - 1000W - 1000W SL
FOOTPRINT	1.5x1.5m
DIMENSIONS	650x650x200mm





COMBO - KITS



315W CMH KIT

- 315W Dimmable & Controllable CMH Ballast
- E40 Adaptor
- 315W 3100K or 4200K CMH Lamp

PRODUCT CODE LUMCK002

* Option with Non-Controllable Ballast also available

630W CMH KIT

- 630W Dimmable & Controllable CMH Ballast
- 630W DE 3100K or 4200K CMH Lamp

PRODUCT CODE LUMCK007

* Option with Non-Controllable Ballast also available



600W KIT

- 600W 240V Dimmable & Controllable Ballast
- 600W 240V HPS Lamp

PRODUCT CODE LUMCK003

* Option with Non-Controllable Ballast also available

ULTIMATE PRO 600W KIT

- Ultimate 600W 400V Dimmable & Controllable Ballast
- 600W 400V HPS lamp

PRODUCT CODE LUMCK004

* Option with Non-Controllable Ballast also available



PRO 1000W KIT

- Pro 1000W 400v Dimmable & Controllable Ballast
- 1000W 400v DE HPS Lamp

PRODUCT CODE LUMCK011

* Option with Non-Controllable Ballast also available

MORE KITS/COMBO-KITS

ON REQUEST

COMMERCIAL FIXTURES 400V

Ideal for large Commercial Projects and Greenhouses, these 400V Current Double Ended Fixtures have the versatility to run both CMH and HPS technologies on a single unit.



- Run both CMH and HPS Technologies
- Reflector 95% Reflective Options: Focal or Wide
- Commercial matching Lamps also available
- Light Weight, Very High Efficiency & Energy Saving
- Very Effective Light Distribution

- Completely Silent and Maximum Heat Distribution
- Automatic Frequency Adjustment and Long Operating Life
- Controllable with Lumatek Digital Panel
- Soft Start and Random Start Technology
- Protection: Open Circuit/Short Circuit/Over Temperature/ Lamp End of Life/Rectification/Over-Voltage/Low-Voltage



1000W 400V HPS/CMH DE COMMERCIAL FIXTURE

PRODUCT CODE	LUMCGF002
INPUT VOLTAGE	400V
OUTPUT POWER	1053W
INPUT CURRENT	2.6 - 2.8A
EFFICACY	96%
POWER FACTOR	<0.98
LAMP	1000W 400V HPS DE & 1000W CMH DE
LAMP BASE	Double Ended
REFLECTOR	Focal (Concentrated Light Spread) or Wide (Wide Light Spread)
REFLECTOR MATERIAL	Premium 95 % Reflective Aluminium Hammertone

600W /630W 400V HPS/CMH DE COMMERCIAL FIXTURE

PRODUCT CODE	LUMCGF001
INPUT VOLTAGE	400V
OUTPUT POWER	656W
INPUT CURRENT	1.7 - 1.8A
EFFICACY	96%
POWER FACTOR	<0.98
LAMP	630W DE CMH & 600W DE 400V HPS
LAMP BASE	Double Ended
REFLECTOR	Focal (Concentrated Light Spread) or Wide (Wide Light Spread)
REFLECTOR MATERIAL	Premium 95 % Reflective Aluminium Hammertone



OTHERS

IMPROVE YOUR GROW



LUMATEK DIGITAL PANEL

Digital Lighting Controller that offers outstanding control over your lighting kits.



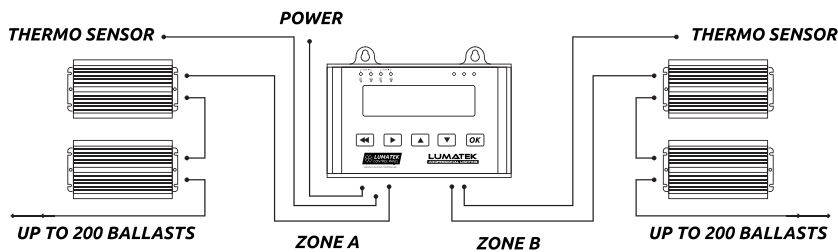
PRODUCT CODE LUMM001

FEATURES

- Dimming (1% Increments)
- Digital timing, safety control and automation
- Temperature room maintenance
- Sunrise/Sunset
- Up to 400 ballasts
- Memory backup & more...

ITEMS INCLUDED

- 1 x Lumatek Control Panel
- 1 x Power cable
- 2 x 5m Temperature sensor cable
- 2 x 5m Control 'link' cable



OTHER ACCESSORIES



HID 4m EXTENSION CABLE

PRODUCT CODE LUMM0014

4m ballast to reflector extension cable (HID)

E40 ADAPTOR

PRODUCT CODE LUMM0006

Ceramic adaptor for use with 315w lamps with PGZX18 Base



DIGITAL TIMER

PRODUCT CODE LUMM0007 (EU);
LUMM0008 (FR); LUMM0012 (UK)
EU/FR/UK Spec available



CONTROL LINK CABLE

PRODUCT CODE LUMM0011

Designed to transmit the signal between your Lumatek controllable ballasts and digital controller. 5m Length.



VISIT US AT WWW.LUMATEK-LIGHTING.COM

HELPING GROWERS GROW

STAY UP TO DATE WITH OUR **SOCIAL MEDIA** CHANNELS



GENERAL : info@lumatek.co.uk
SALES SUPPORT : orders@lumatek.co.uk
TECHNICAL SUPPORT : techsupport@lumatek.co.uk
CONTACT : +44(0)1233 666 475